

Publication Structure of CSPI and Its Relationship to the CPC					
CSPI classification		(Reference)			
Major group		CPC	ISIC	JSIC	Japan's
Group		Ver.1.0	Rev.3		I-O Tables
Subgroup					
Item					
Communications and broadcasting		---	---	---	---
Communications		---	---	---	---
Postal services		6811	6411	461	7311-011
Letters					
Postcards					
Other postal services					
Domestic and international telecommunications services		8411,8420	6420	4711	7312-011,7312-031
Domestic fixed telephone services				4712	
International fixed telephone services				472	
ISDN (Integrated Services Digital Network)					
Data transmission services					
Domestic leased circuits					
International leased circuits					
Mobile telecommunications services		8412	6420	4713	7312-021
Cellular phone services					
PHS (Personal Handyphone System) services					
Pager services					
Access charges		---	6420	4719	7312-011,7312-021
Access charges					
Broadcasting		---	---	---	---
Cable broadcasting		8411	6420	813	7321-031
Cable broadcasting					
Notes: 1. Shaded area <span style="background-color: #FFC0CB; border: 1px solid black; display: inline-block; width: 1em; height: 1em; vertical-align: middle;"></span> indicates telecommunications services.					
2. "CPC Ver.1.0" stands for Central Product Classification (CPC) Version 1.0.					
The numbers are the four-digit code numbers of the class classification in the CPC Ver. 1.0.					
3. "ISIC Rev.3" stands for International Standard Industrial Classification of All Economic Activities (ISIC Rev.3).					
The numbers are the code numbers of the ISIC Rev 3.					
4. "JSIC" stands for latest Japan's Standard Industrial Classification published by the Statistics Bureau, Management and Coordination Agency, Government of Japan, in October 1993.					
The numbers are the code numbers of the JSIC.					
5. "Japan's I-O Tables" stands for 1995 Japan's Input-Output Tables published by the Statistics Bureau, Management and Coordination Agency, Government of Japan, in March 1999.					
The numbers are the row code numbers of basic sector classification in the 1995 I-O Tables.					

## Definition of Telecommunications Service Items in CSPI

---- Except for "data transmission services" and "leased circuits" ----

### 1. Domestic fixed telephone services

Call from	To
Domestic fixed telephone	Domestic fixed telephone
	Domestic fixed telephone by ISDN
	Cellular phone <sup>1</sup>
	PHS <sup>1</sup>

### 2. International fixed telephone services

Call from	To
Domestic fixed telephone	fixed telephone overseas
Domestic fixed telephone by ISDN	
Cellular phone	
PHS	
Fixed telephone overseas	Domestic fixed telephone <sup>2</sup>
	Domestic fixed telephone by ISDN <sup>2</sup>

### 3. ISDN (Integrated Services Digital Network)

Call from	To
Domestic fixed telephone by ISDN	Domestic fixed telephone by ISDN
	Domestic fixed telephone
	Cellular phone <sup>3</sup>
	PHS <sup>3</sup>

- Notes: 1. Shadowed service [ ] are not included in domestic fixed telephone services.  
Calls to cellular phones are included in "cellular phone services."  
Calls to PHS are included in "PHS services."
2. Shadowed service [ ] are not included in international fixed telephone services because export services are not covered by the CSPI.  
They might be included in statistics overseas as imported services.
3. Shadowed service [ ] are not included in domestic fixed telephone services, because calls to cellular phones are included in "cellular phone services," and calls to PHS are included in "PHS services."

4. Cellular phone services

Call from	To
Cellular phone	Cellular phone (same company)
	Cellular phone (same group company) <sup>4</sup>
	Cellular phone (different company) <sup>4</sup>
	PHS (same company)
	PHS (same group company)
	PHS (different company)
	Domestic fixed telephone
	Domestic fixed telephone by ISDN
Cellular phone provided by Japanese companies overseas by roaming	Cellular phone (same company or same group company) overseas by roaming <sup>5</sup>
	Cellular phone (same company) in Japan <sup>5</sup>
	Cellular phone (same group company) in Japan <sup>5</sup>
	Fixed telephone overseas <sup>5</sup>
Domestic fixed telephone	Cellular phone
Domestic fixed telephone by ISDN	

5. PHS (Personal Handyphone System) services

Call from	To
PHS	PHS (same company)
	PHS (same group company)
	PHS (different company)
	Cellular phone (same company)
	Cellular phone (same group company)
	Cellular phone (different company)
	Domestic fixed telephone
	Domestic fixed telephone by ISDN
Domestic fixed telephone	PHS
Domestic fixed telephone by ISDN	

6. Pager services

Call from	To
Pager	Pager (same company)
	Pager (same group company)
PHS (same company)	Pager
PHS (same group company)	
PHS (different company)	
Cellular phone (same company)	
Cellular phone (same group company)	
Cellular phone (different company)	
Domestic fixed telephone	
Domestic fixed telephone by ISDN	

Notes: 4. Calls to a cellular phone, prepared by the same group company or a different company, are included in the price data surveyed from the company the caller is using, although the sales are split between the calling company and the receiving company based on an initial agreement called the "credit transfer type connecting rule" described in the reference at the end of this Chart.

This is because the calling company collects the charge, including the charge for the networks owned by the receiving company, based on the agreement.

5. Shaded services  are not yet included in cellular phone services.

7. Access charges

Call from	To
Cellular phone	PHS (same group company) <sup>6</sup>
	PHS (different company) <sup>6</sup>
	Domestic fixed telephone <sup>6</sup>
	Domestic fixed telephone by ISDN <sup>6</sup>
PHS	PHS (same group company) <sup>7</sup>
	PHS (different company) <sup>7</sup>
	Cellular phone (same group company) <sup>7</sup>
	Cellular phone (different company) <sup>7</sup>
	Domestic fixed telephone <sup>7</sup>
	Domestic fixed telephone by ISDN <sup>7</sup>
Domestic fixed telephone	Domestic fixed telephone (same group company) <sup>8</sup>
	Domestic fixed telephone (different company) <sup>8</sup>
	Cellular phone <sup>9</sup>
	PHS <sup>9</sup>
Domestic fixed telephone by ISDN	Cellular phone <sup>10</sup>
	PHS <sup>10</sup>
Domestic fixed telephone	Fixed telephone overseas <sup>11</sup>
Domestic fixed telephone by ISDN	
Cellular phone	
PHS	
Fixed telephone overseas	Domestic fixed telephone <sup>12</sup>
	Domestic fixed telephone by ISDN <sup>12</sup>

Notes: 6. Access charges are paid by cellular phone companies

to PHS services companies or domestic fixed telephone services companies.

7. Access charges are paid by PHS services companies to PHS services companies, cellular phone services companies, or domestic fixed telephone services companies.

8. Access charges are paid by domestic fixed telephone services companies (same group company or different company), which provide long-distance call services, to domestic fixed telephone services companies, which provide local call services.

9. Access charges are paid by cellular phone or PHS services companies to domestic fixed telephone services companies.

10. Access charges are paid by cellular phone or PHS services companies to domestic fixed telephone services companies, which provide ISDN services.

11. Access charges are paid by international fixed telephone services companies to domestic fixed telephone services companies, cellular phone services companies, or PHS services companies.

12. Shadowed service  are not included in access charges because export services are not covered by the CSPI.

They might be included in statistics overseas as imported services.

(Reference) Other connecting related services not included in the CSPI

1. Credit transfer type connection charges

Call from	To
Cellular phone	Cellular phone (same group company) <sup>13</sup>
	Cellular phone (different company) <sup>13</sup>

Notes: 13. There is a point of interface between the calling company and the receiving company, which is the end of the network for each company. Both companies have an agreement to connect their networks for the customers and to charge to the customers. That is the "credit transfer type connection rule."

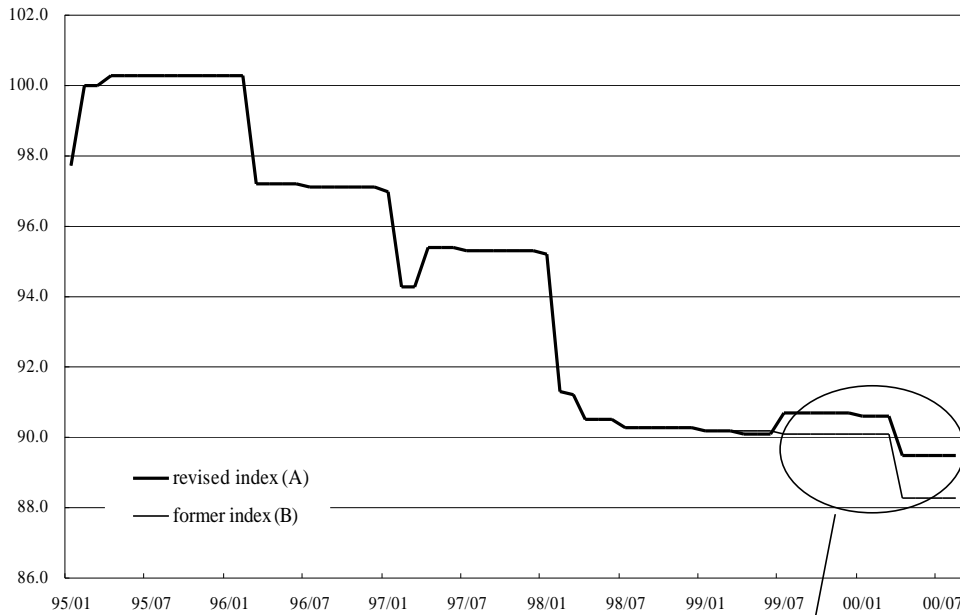
The calling company collects payments from customers, part of the bill for which goes to the receiving companies. Payments are later made by calling companies to receiving companies. The difference between the "charges based on the credit transfer type of connection rule" and the "access charges" is the counting method to the annual report, such as balance sheet, profit and loss statement. The function to connect networks between two companies is the same.

(Chart 3)

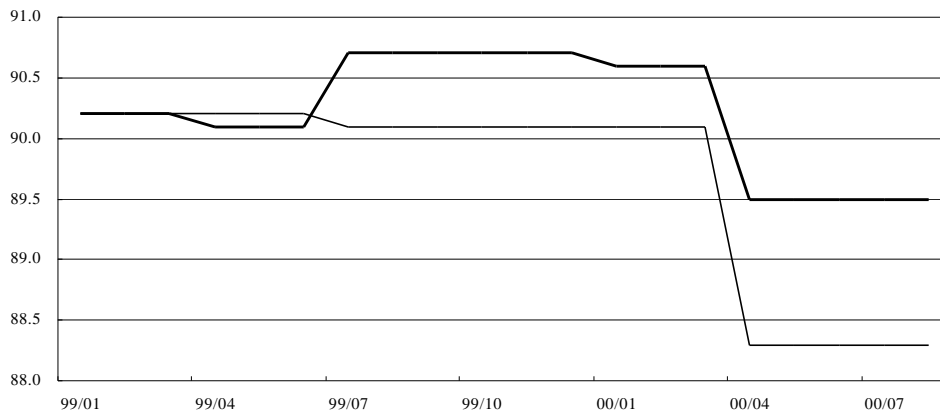
# Effect of Retroactive Index Revision Undertaken in October 2000

## 1. Domestic fixed telephone services

(1995 average=100)



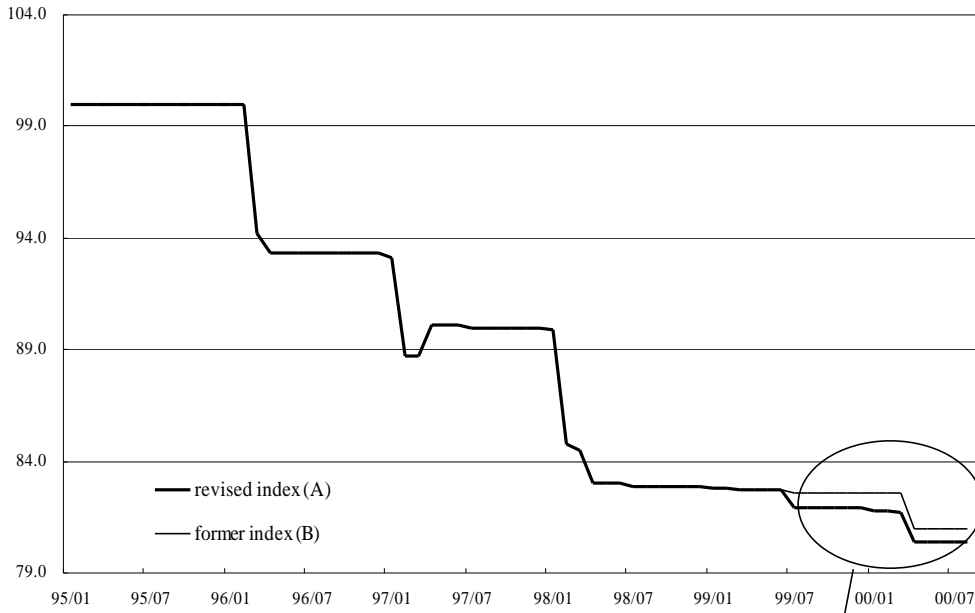
(Reference) Magnification from January 1999 to August 2000



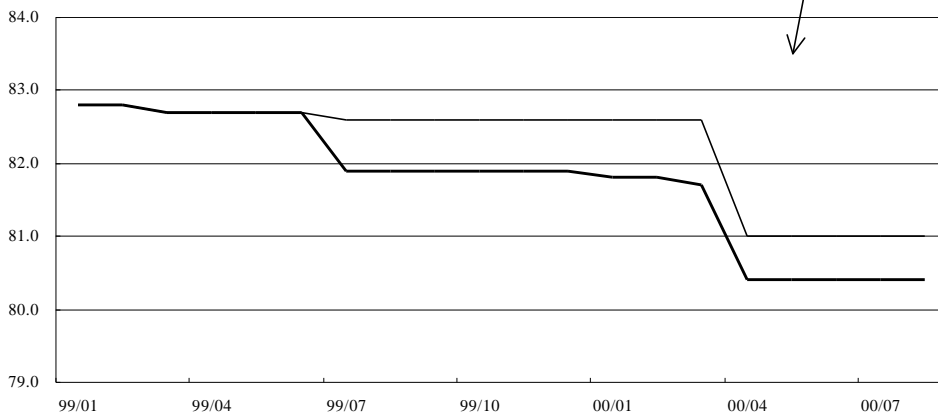
	99/01	2	3	4	5	6	7	8	9	10	12	00/01	2	3	4	5	6	7	8
revised index (A)	90.2	90.2	90.2	90.1	90.1	90.1	90.7	90.7	90.7	90.7	90.7	90.6	90.6	90.6	89.5	89.5	89.5	89.5	89.5
former index (B)	90.2	90.2	90.2	90.2	90.2	90.2	90.1	90.1	90.1	90.1	90.1	90.1	90.1	90.1	88.3	88.3	88.3	88.3	88.3
(A)-(B)	0.0	0.0	0.0	-0.1	-0.1	-0.1	+0.6	+0.6	+0.6	+0.6	+0.6	+0.5	+0.5	+0.5	+1.2	+1.2	+1.2	+1.2	+1.2

## 2. ISDN (Integrated Services Digital Network)

(1995 average=100)



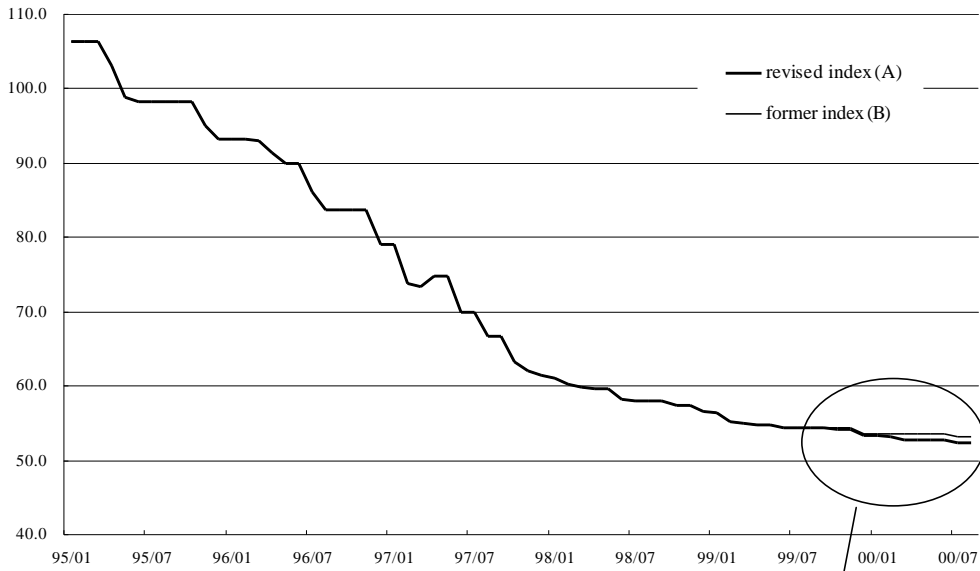
(Reference) Magnification from January 1999 to August 2000



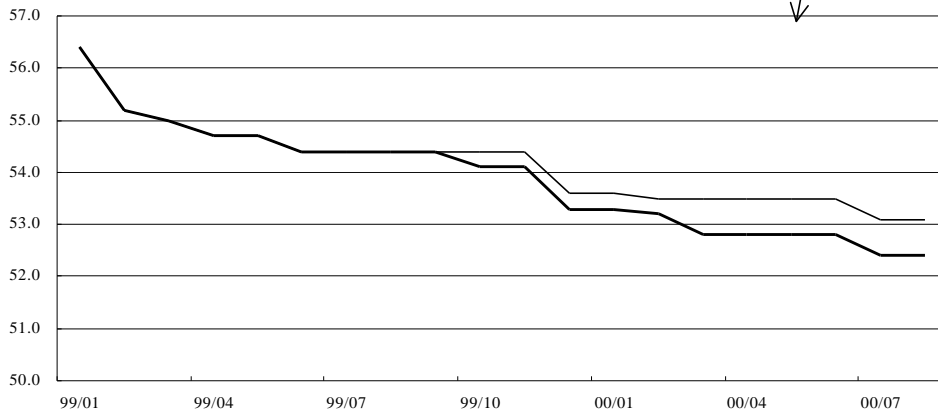
	99/01	2	3	4	5	6	7	8	9	10	12	00/01	2	3	4	5	6	7	8
revised index (A)	82.8	82.8	82.7	82.7	82.7	82.7	81.9	81.9	81.9	81.9	81.9	81.8	81.8	81.7	80.4	80.4	80.4	80.4	80.4
former index (B)	82.8	82.8	82.7	82.7	82.7	82.7	82.6	82.6	82.6	82.6	82.6	82.6	82.6	82.6	81.0	81.0	81.0	81.0	81.0
(A)-(B)	0.0	0.0	0.0	0.0	0.0	0.0	-0.7	-0.7	-0.7	-0.7	-0.7	-0.8	-0.8	-0.9	-0.6	-0.6	-0.6	-0.6	-0.6

### 3. Cellular phone services

(1995 average=100)



(Reference) Magnification from January 1999 to August 2000



	99/01	2	3	4	5	6	7	8	9	10	12	00/01	2	3	4	5	6	7	8
revised index (A)	56.4	55.2	55.0	54.7	54.7	54.4	54.4	54.4	54.4	54.1	53.3	53.3	53.2	52.8	52.8	52.8	52.8	52.4	52.4
former index (B)	56.4	55.2	55.0	54.7	54.7	54.4	54.4	54.4	54.4	54.4	53.6	53.6	53.5	53.5	53.5	53.5	53.5	53.1	53.1
(A)-(B)	0.0	0.0	0.0	0.0	0.0	0.0	0.0	0.0	0.0	-0.3	-0.3	-0.3	-0.3	-0.7	-0.7	-0.7	-0.7	-0.7	-0.7

### 4. Other telecommunications services that were revised retroactively

- 1) International fixed telephone services
- 2) Domestic leased circuits
- 3) International leased circuits



## Example of Price Data Including Discounts

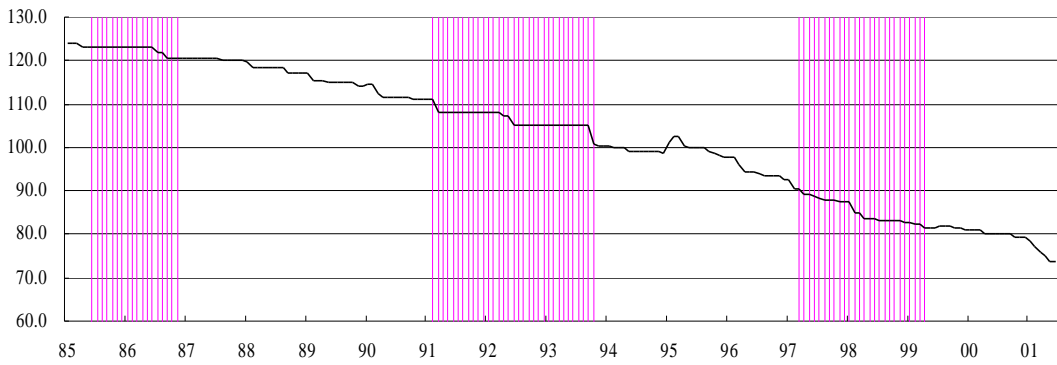
(Cellular phone services)

Year/month	Basic fee			Per-call charges			
	Regular price	Discount rate	Price data for the CSPI	Regular price	Changes in regular price	Discount rate	Price data for the CSPI
	units: yen	units: %	units: yen	units: 1995/1=1,000.00 yen	units: %	units: %	units: yen
1995.01	7,000.00	0.0	7,000.00	1,000.00	---	0.0	1,000.00
1995.02	7,000.00	0.0	7,000.00	1,000.00	---	0.0	1,000.00
1995.03	7,000.00	0.0	7,000.00	1,000.00	---	0.0	1,000.00
1995.04	7,000.00	0.0	7,000.00	1,000.00	---	0.0	1,000.00
1995.05	7,000.00	0.0	7,000.00	1,000.00	---	0.0	1,000.00
1995.06	6,800.00	0.0	6,800.00	1,000.00	---	0.0	1,000.00
1995.07	6,800.00	0.0	6,800.00	1,000.00	---	0.0	1,000.00
1995.08	6,800.00	0.0	6,800.00	850.00	-15.0	0.0	850.00
1995.09	6,800.00	-3.0	6,596.00	850.00	---	0.0	850.00
1995.10	6,800.00	-3.0	6,596.00	850.00	---	0.0	850.00
1995.11	6,800.00	-3.0	6,596.00	850.00	---	0.0	850.00
1995.12	6,800.00	-3.0	6,596.00	850.00	---	0.0	850.00
1996.01	6,000.00	-3.0	5,820.00	850.00	---	0.0	850.00
1996.02	6,000.00	-3.0	5,820.00	850.00	---	-0.1	849.15
1996.03	6,000.00	-3.0	5,820.00	850.00	---	-0.1	849.15
1996.04	6,000.00	-3.0	5,820.00	850.00	---	-0.1	849.15
1996.05	6,000.00	-3.0	5,820.00	850.00	---	-0.1	849.15
1996.06	6,000.00	-3.0	5,820.00	782.00	-8.0	-0.1	781.22
1996.07	6,000.00	-3.0	5,820.00	782.00	---	-0.1	781.22
1996.08	6,000.00	-5.0	5,700.00	782.00	---	-0.1	781.22
1996.09	6,000.00	-5.0	5,700.00	782.00	---	-0.1	781.22
1996.10	6,000.00	-5.0	5,700.00	703.80	-10.0	-0.1	703.10
1996.11	6,000.00	-5.0	5,700.00	703.80	---	-0.1	703.10
1996.12	5,500.00	-5.1	5,219.50	703.80	---	-0.1	703.10
1997.01	5,500.00	-5.1	5,219.50	703.80	---	-0.1	703.10
1997.02	5,500.00	-5.1	5,219.50	612.31	-13.0	-0.3	610.47
1997.03	5,500.00	-5.1	5,219.50	612.31	---	-0.3	610.47
1997.04	5,500.00	-5.1	5,219.50	612.31	---	-0.3	610.47
1997.05	5,500.00	-5.1	5,219.50	612.31	---	-0.3	610.47
1997.06	5,500.00	-5.1	5,219.50	612.31	---	-0.3	610.47
1997.07	5,500.00	-5.1	5,219.50	612.31	---	-0.3	610.47
1997.08	5,500.00	-5.1	5,219.50	612.31	---	-0.3	610.47
1997.09	4,800.00	-5.1	4,555.20	612.31	---	-0.3	610.47
1997.10	4,800.00	-5.1	4,555.20	612.31	---	-0.3	610.47
1997.11	4,800.00	-5.1	4,555.20	612.31	---	-0.3	610.47
1997.12	4,800.00	-5.1	4,555.20	612.31	---	-0.3	610.47
1998.01	4,800.00	-5.1	4,555.20	612.31	---	-0.3	610.47
1998.02	4,800.00	-5.1	4,555.20	520.46	-15.0	-0.5	517.86
1998.03	4,800.00	-5.5	4,536.00	520.46	---	-0.5	517.86
1998.04	4,800.00	-5.5	4,536.00	520.46	---	-0.5	517.86
1998.05	4,800.00	-5.5	4,536.00	520.46	---	-0.5	517.86
1998.06	4,800.00	-5.5	4,536.00	520.46	---	-0.5	517.86
1998.07	4,800.00	-5.5	4,536.00	520.46	---	-0.5	517.86
1998.08	4,800.00	-5.5	4,536.00	520.46	---	-0.5	517.86
1998.09	4,800.00	-5.5	4,536.00	520.46	---	-0.5	517.86
1998.10	4,800.00	-5.5	4,536.00	520.46	---	-0.5	517.86
1998.11	4,800.00	-5.5	4,536.00	520.46	---	-0.5	517.86
1998.12	4,800.00	-5.5	4,536.00	520.46	---	-0.5	517.86
1999.01	4,800.00	-5.5	4,536.00	520.46	---	-0.5	517.86
1999.02	4,800.00	-5.5	4,536.00	520.46	---	-2.0	510.05
1999.03	4,800.00	-5.5	4,536.00	520.46	---	-2.0	510.05
1999.04	4,800.00	-5.5	4,536.00	520.46	---	-2.0	510.05
1999.05	4,800.00	-5.5	4,536.00	520.46	---	-2.0	510.05
1999.06	4,800.00	-5.5	4,536.00	520.46	---	-2.0	510.05
1999.07	4,800.00	-5.8	4,521.60	520.46	---	-2.0	510.05
1999.08	4,800.00	-5.8	4,521.60	520.46	---	-2.0	510.05
1999.09	4,800.00	-5.8	4,521.60	520.46	---	-2.0	510.05
1999.10	4,800.00	-5.8	4,521.60	520.46	---	-2.0	510.05
1999.11	4,800.00	-5.8	4,521.60	520.46	---	-2.0	510.05
1999.12	4,800.00	-5.8	4,521.60	520.46	---	-2.0	510.05
2000.01	4,800.00	-5.8	4,521.60	520.46	---	-2.0	510.05
2000.02	4,800.00	-5.8	4,521.60	520.46	---	-4.0	499.64
2000.03	4,800.00	-5.8	4,521.60	520.46	---	-4.0	499.64
2000.04	4,800.00	-5.8	4,521.60	520.46	---	-4.0	499.64
2000.05	4,800.00	-5.8	4,521.60	520.46	---	-4.0	499.64
2000.06	4,800.00	-5.8	4,521.60	520.46	---	-4.0	499.64
2000.07	4,800.00	-5.8	4,521.60	520.46	---	-4.0	499.64
2000.08	4,800.00	-5.8	4,521.60	520.46	---	-4.0	499.64

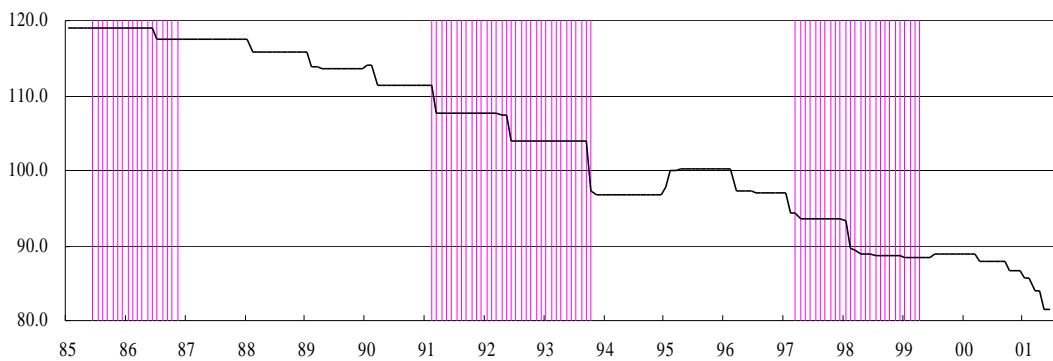
Note: The "changes in regular price" for per-call charges in this example shows the "average revision rate of price table," which is described in the main text, section C.

# Index Developments of Telecommunications Services

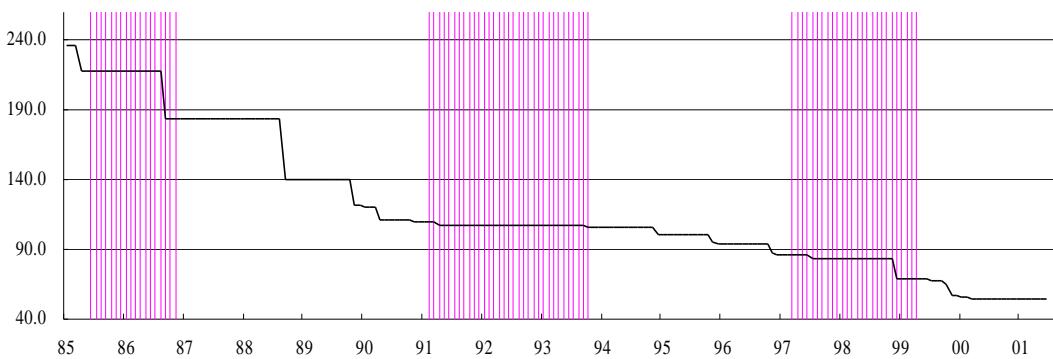
1. Telecommunications services (1995 average=100)



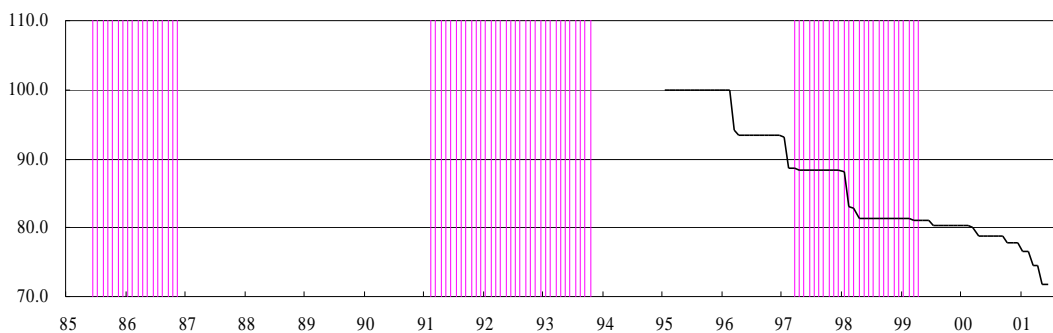
2. Domestic fixed telephone services



3. International fixed telephone services



4. ISDN (Integrated Services Digital Network)



Notes: 1. Shaded areas indicate recession.

2. Indexes exclude consumption tax from the CSPI, except for tax exemption services: "international fixed telephone services" and "international leased circuits."

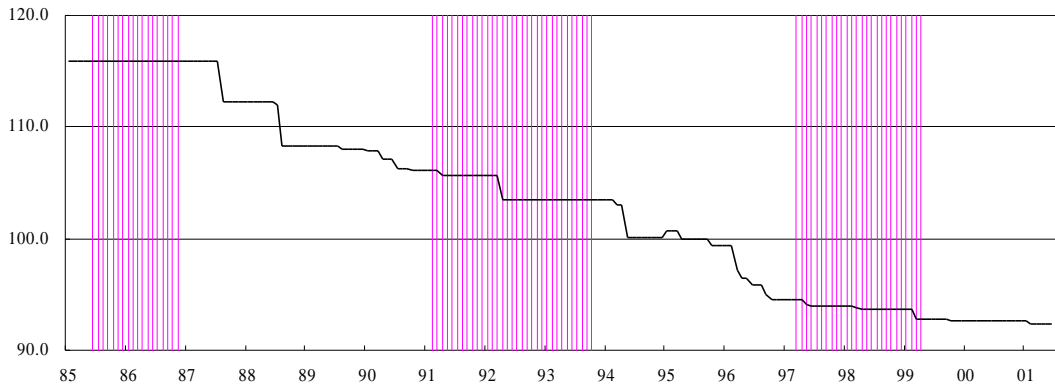
3. Indexes of telecommunications services from 1985 through 1989 and those from 1990 through 2001 are a converted index based on 1995 (1995=100) from 1985 based index (1985=100) and 1990 based index (1990=100), respectively.

4. Indexes of "cellular phone services" from 1985 through 1989 are those of "cellular and car phone services" in the 1985 based index.

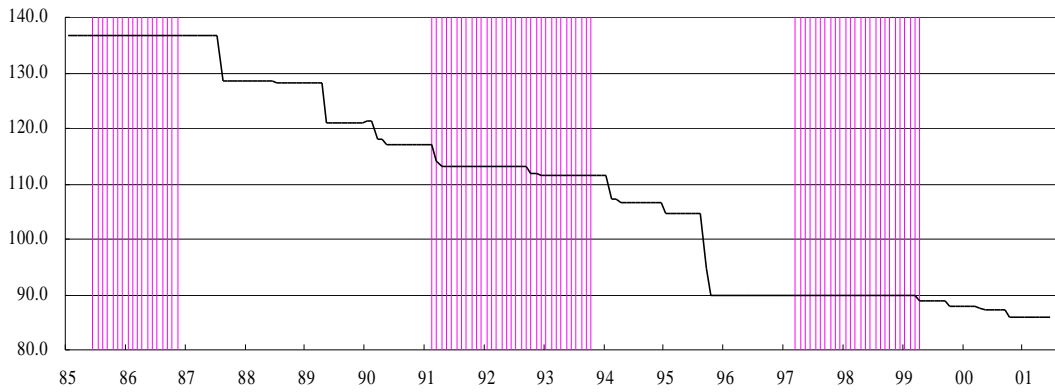
# Index Developments of Telecommunications Services (cont'd)

## 5. Data transmission services

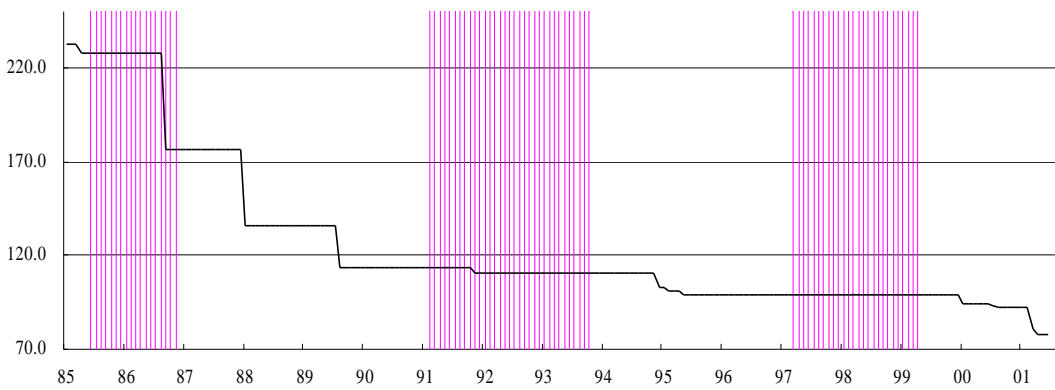
(1995 average=100)



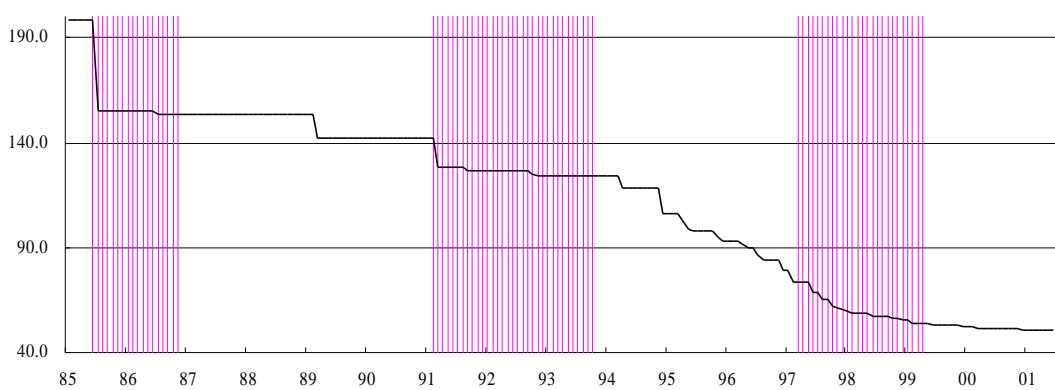
## 6. Domestic leased circuits



## 7. International leased circuits



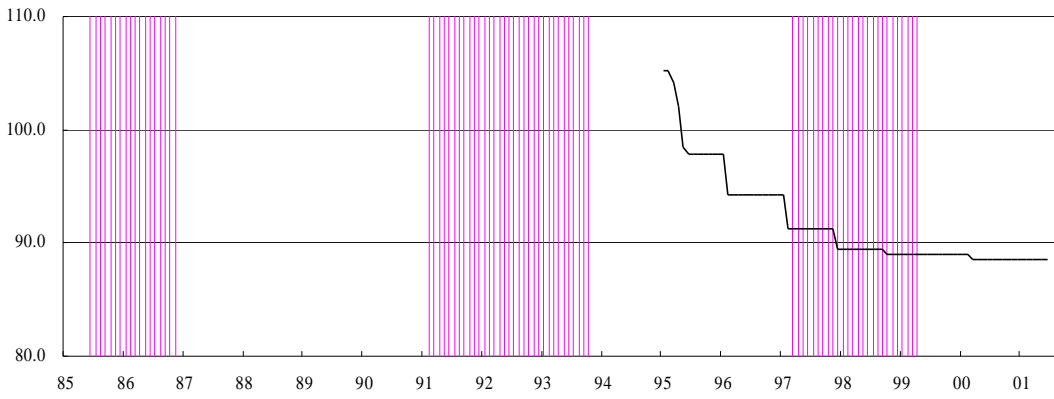
## 8. Cellular phone services



# Index Developments of Telecommunications Services (cont'd)

9. PHS (Personal Handyphone System) services

(1995 average=100)



10. Pager services



11. Access charges

